



TABLE OF CONTENTS

Litter Receptacles with Dome Lids	3-4
Litter Receptacles with Heavy Duty Hinged Steel Lids	5-7
DR Model Litter Receptacles with Heavy Duty Hinged Steel Lids	8
Litter Receptacles Using Recycled Plastic Lumber	9
Side Door Litter Receptacles	10
Recycling Receptacles	11-13
Sidemount Ashtrays and Logos	14
Cigarette Urns, Cigarette Banks	15
Finishes and Sealers	16

Doty & Sons commitment to quality starts with top grade materials and continues with extra steps that other manufacturers don't take. All Doty & Sons lids, doors and component hardware use top quality steel (cold rolled steel on lids and doors). All parts are zinc dichromate plated for extra protection. Lids and doors are then powder coated with polyester powder paint. Powder Coat Paint is a polyester powder that is electrostatically applied to the lid, door, or dome; then baked to 450 degrees. Hinged Lid Specifications: Heavy Duty 11 gauge steel with 10 gauge hinge permanently attached with 7 separate welds. Security cable assembly limits lid opening. Hinge is fastened to container with four stainless steel cap screws. Steel lids are preferred because steel is the strongest, yet it has the least salvage value and not likely to be stolen for scrap.



Plain Cold Rolled Steel



Zinc Dichromate Plating

EXPERIENCE

Doty & Sons Products, Inc. has been in the precast concrete business since 1948. We make top quality products that give years of use and are appealing to the eye. Most of these products are our own design, planned for looks, comfort, strength and durability. Because of their heavy weight, they resist vandalism. Products are made of extra strong 5000 PSI reinforced concrete; the exposed aggregate finish has the stones all the way through, nothing is glued on. Many of the products shown in this brochure are stock items and can be delivered in a short period of time. We can provide different aggregates and finishes to match individual projects. We work with architects, planners and city officials to design new or alter existing products to meet their needs. We welcome the opportunity to work with you on your upcoming project.

PRODUCT WARRANTY

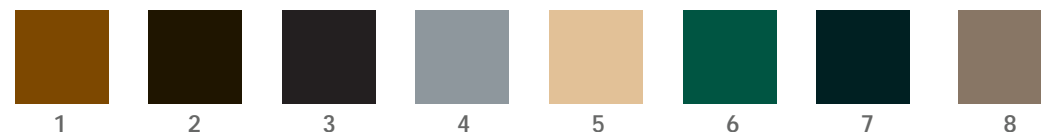
Concrete products manufactured by Doty & Sons carry a two year limited warranty from the date of purchase. Metal and plastic dome lids and inner liners carry a one year limited warranty from the date of purchase. For more detailed warranty information please call 1-800-233-3907.

INDIVIDUAL SPECIFICATION SHEETS ARE AVAILABLE FOR ALL ITEMS, CALL 1-800-233-3907.

We reserve the right to make product improvements and material or design changes without notice.

LID COLORS

Due to variations in print reproduction colors may not match actual products.



Powder Coat Colors

- | | |
|---------------------------|----------------------|
| 1 Nut Brown (L1) Standard | 5 Tan (L5)* |
| 2 Patrician Bronze (L2)* | 6 Forest Green (L6)* |
| 3 Satin Black (L3)* | 7 Dark Green (L7)* |
| 4 Gray (L4)* | 8 Taupe (L8)* |

* Special color—must be specified at time of order. Lot size restrictions may apply along with a surcharge.

Please call 800-233-3907 for information.

Recycled Plastic Lumber Colors



1 2 3

Ipe



4

Recycled Plastic Lumber

- 1 Cedar (RPL1)
- 2 Dark Teak (RPL5)
- 3 Gray (RPL3)

Other colors available by special order

Natural Lumber

- 4 Ipe (ee'pay) (IPE1)

Recycled Plastic Lumber: 90% recycled HDPE plastic made of recycled milk jugs. Plastic does not absorb moisture, rot or splinter and remains virtually maintenance free. Lumber color is UV stabilized. Stock colors include Cedar, Dark Teak and Gray.

Ipe (ee'pay) Natural Lumber: an imported hardwood, which is extremely durable. It resists rot and insect infestation. It is an exceptional wood well suited for benches and other site furnishing applications. The lumber is sealed with a clear sealer. It weathers to a silver-gray color.

**Model 5 with Metal Dome****Item:** LR1050

Hexagon 26" at top, tapers out to 28" at 20" off the ground

Height: 41"**Weight:** 735 lbs.**Includes:** 31 gallon liner**Finish Shown:** EX1 (Exposed Aggregate Tan Blend Pea Gravel)**Model 6 with Metal Dome****Item:** LR1060**Diameter:** 26"**Height:** 41 3/4"**Weight:** 545 lbs.**Includes:** 31 gallon liner**Finish Shown:** EX1 (Exposed Aggregate Tan Blend Pea Gravel)**Model 6 with Plastic Dome****Item:** LR1061**Diameter:** 26"**Height:** 41 3/4"**Weight:** 545 lbs.**Includes:** 31 gallon liner**Finish Shown:** EX1 (Exposed Aggregate Tan Blend Pea Gravel)**Capital Model with Metal Dome****Item:** LR1260**Diameter:** 26 3/4"**Height:** 42"**Weight:** 700 lbs.**Includes:** 31 gallon liner**Finish Shown:** SB6 (Sandblast Natural Gray Color) SB finishes only

MODEL 5, 6 & CAPITAL LITTER RECEPTACLES

Features:

- Galvanneal metal domes are painted with polyester paint using the powder coating process - chestnut brown color standard. Custom colors available - see page 2 for details.
- Spring loaded retainer cable secures dome top to concrete with 1/2" bolt.
- Raised concrete lip holds dome in place.

Options:

- Two coats of gloss, semi-gloss or non-gloss acrylic sealer.
- Sidemount ashtray (Item: C3000)

**Item:** LR1063**Diameter:** 26"**Height:** 41 3/4"**Weight:** 545 lbs.**Includes:** 31 gallon liner**Finish Shown:** EX1 (Exposed Aggregate Tan Blend Pea Gravel)

Great for heavy wind areas.



Item: LR1064
Diameter: 26"
Height: 41 3/4"
Weight: 545 lbs.
Includes: 31 gallon liner
Finish Shown: EX1 (Exposed Aggregate Tan Blend Pea Gravel)



Item: LR1601 With Pitch In Top
Diameter: 26"
Height: 32"
Weight: 545 lbs.
Includes: 31 gallon liner
Finish Shown: EX1 (Exposed Aggregate Tan Blend Pea Gravel)



Item: LR1160
Diameter: 26 3/4"
Height: 48 1/2"
Weight: 660 lbs.
Includes: 32 gallon liner
Finish shown: SB7 (Sandblast light gray limestone natural color).



Item: LR1161
Diameter: 26 3/4"
Height: 48 1/2"
Weight: 660 lbs.
Includes: 32 gallon liner
Finish Shown: SB4 (Sandblast Brown Color) (SB Finishes only)



Item: LR1831
Diameter: 18"
Height: 40"
Weight: 313 lbs.
Includes: 12 gallon liner
Finish Shown: EX1 (Exposed Aggregate Tan Blend Pea Gravel)



Item: LR1065
Diameter: 26"
Height: 41 3/4"
Weight: 545 lbs.
Includes: 31 gallon liner
Finish Shown: EX1 (Exposed Aggregate Tan Blend Pea Gravel)



Item: LR1065
 Shown with Blue Dome and EX2RG (Light Gray Limestone Exposed Aggregate with Recycled Glass)

Standard D7200 Available Dome Colors



Also available in Black, Orange, Red, Yellow, Black Granite, and Gray Granite by special order.

RECEPTACLES MADE STRONGER TO LAST LONGER

Doty receptacles have lids designed to last!

Features:

- All lids 11 gauge steel.
- Hinge welded to lid with 7 welds.
- Hinge fastens to inside of container with four stainless steel screws.
- Security cable assembly limits lid opening.
- Zinc dichromate plated for better rust resistance then powder coated with polyester paint.
- Custom colors available - see page 2.
- Stronger and more durable than plastic lids.
- Steel lids, unlike aluminum, have little scrap value (not likely to be stolen for scrap).

Options:

- Two coats of gloss acrylic sealer - see page 16.
- Two coats of non-gloss sealer - see page 16.
- Lid lock with special key.
- Sidemount ashtray - see page 14.
- Lid ashtray (available on Model 7) - see page 14.

Choice of Finishes:

- Exposed aggregate (EX finishes)
 - Sandblast (SB finishes)
- See page 16 for more information.



This is not the proper way to pick up our 555 lb. Model 6HL receptacle, but it demonstrates the strength of our concrete and the 11 gauge Steel Lid with Heavy Duty Hinge.



Model 6HL

Item: LR1600

Diameter: 26"

Height: 32"

Weight: 555 lbs.

Includes: 31 gallon liner

Finish Shown: EX1 (Exposed

Aggregate Tan Blend Pea Gravel)



Model 6HL

Item: LR1600

Finish Shown: SB6

(Sandblast Natural Gray Color)



Model 7

Item: LR1070

Diameter: 26"

Height: 43 1/2"

Weight: 675 lbs.

2 Litter openings: 7 1/4" H x 11" W

Includes: 31 gallon liner

Finish Shown: EX1 (Exposed

Aggregate Tan Blend Pea Gravel)



Model 7 shown

Item: LR1070

Finish Shown: SB3 (Sandblast

Terra Cotta Color)

Features:

- Heavy duty hinged steel lids (11 gauge steel).
- Hinge welded to lid with 7 welds.
- Hinge fastens to inside of container with four stainless steel screws.
- Security cable assembly limits lid opening.
- Zinc dichromate plated for better rust resistance.
- Powder coated with chestnut brown color polyester paint.
- Custom colors available - see page 2.
- Stronger and more durable than plastic lids.
- Steel lids, unlike aluminum, have little scrap value (not likely to be stolen for scrap).

Options:

- Two coats of gloss acrylic sealer - see page 16.
- Two coats of non-gloss sealer - see page 16.
- Lid lock with special key.
- Sidemount ashtray.
- Lid ashtray (available on Model 7, Model 9 and Town Square).

Choice of Finishes:

- Exposed aggregate (EX finishes)
 - Sandblast (SB finishes)
- See page 16 for more information.

Item: LR1270
Finish Shown:
 SB8 (Sandblast
 Black Granite
 with Black
 Color with
 ACR1 sealer)



Model 8

Item: LR1080
 Hexagon 26 1/4" across
Height: 32"
Weight: 640 lbs.
Includes: 31 gallon liner
Finish Shown: EX1 (Exposed
 Aggregate Tan Blend Pea Gravel)



Model 9

Item: LR1090
 Hexagon 26 1/4" across
Height: 41"
Weight: 800 lbs.
 Two litter openings
Includes: 31 gallon liner
Finish Shown: EX1 (Exposed
 Aggregate Tan Blend Pea Gravel)



Capital HL

Item: LR1265
Diameter: 26 3/4"
Height: 31 5/8"
Weight: 582 lbs.
Includes: 31 gallon liner
Finish Shown: SB6 (Sandblast Natural
 Gray Color) SB finishes only



Town Square

Item: LR1270
Diameter: 26 3/4"
Height: 44 5/8"
Weight: 830 lbs.
 Two litter openings
Includes: 31 gallon liner
Finish Shown: SB6 (Sandblast Natural
 Gray Color) SB finishes only



Heritage Model

Item: LR1280
Diameter: 32 1/4"
Height: 35"
Weight: 615 lbs.
Includes: 31 gallon liner
Finish Shown: SB6 (Sandblast Natural Gray Color) SB finishes only



Heritage Model

Finish Shown: SB8
 (Sandblast Black Granite with Black Color with ACR1 sealer)



Morrison HL Top Feed

Item: LR2134
21" Square
Height: 34"
Weight: 477 lbs.
Includes: 23 gallon plastic liner
Finish Shown: French Gray light sandblast



Morrison HL Side Feed

Item: LR2142
21" Square
Height: 42 1/2"
Weight: 560 lbs.
Includes: 23 gallon plastic liner
Finish Shown: C2 (Light sandblast limestone color)



Shown with special Gray Stain finish



Shown with open top sidemount ashtray option.



Shown with lid ashtray option.

HERITAGE AND MORRISON MODELS – QUALITY CONTAINERS WITH TRADITIONAL STYLING

Features:

- Heavy duty hinged steel lids (11 gauge steel).
- Hinge welded to lid with 7 welds.
- Hinge fastens to inside of container with four stainless steel screws.
- Security cable assembly limits lid opening.
- Zinc dichromate plated for better rust resistance.
- Powder coated with chestnut brown color polyester paint.
- Custom colors available - see page 2.
- Stronger and more durable than plastic lids.
- Steel lids, unlike aluminum, have little scrap value (not likely to be stolen for scrap).

Options:

- Two coats of gloss acrylic sealer - see page 16.
- Two coats of non-gloss sealer - see page 16.
- Lid lock with special key.
- Sidemount ashtray.
- Lid ashtray (Morrison Side Feed only).

Choice of Finishes:

- Sandblast (SB finishes) only.
- Stained concrete (call for details).



Model DR-350

Item: LR3500
18" Square
Height: 32"
Weight: 350 lbs.
Finish Shown: SB7 Sandblast

23 gallon plastic liner included



Model DR-400

Item: LR4000
18" Square
Height: 40"
Weight: 410 lbs.
Finish Shown: EX1 (Special Sandblast Finish)
Includes 23 gal. plastic liner



DR-500

Item: LR5000
24" Square
Height: 32"
Weight: 515 lbs.
Finish Shown: SB7 Sandblast
Includes 31 gal. metal liner or optional 35 gal. plastic liner



DR-600-2LE20

Item: LR6220
Two litter entries on 20" sides
26" L x 20" W
Height: 41"
Weight: 560 lbs.
Includes: 30 gal. plastic liner
Finish Shown: EX1 (Exposed Aggregate Tan Blend Pea Gravel)



DR-600-1LE26

Item: LR6126
One litter entry on 26" side
26" L x 20" W
Height: 41"
Weight: 572 lbs.
Included: 30 gal. plastic liner
Finish Shown: EX1 (Exposed Aggregate Tan Blend Pea Gravel)



DR-350 with optional open top sidemount ashtray.



DR-400 with optional open top sidemount ashtray.

DR MODEL RECEPTACLES

Features:

- Heavy duty hinged steel lids.
- Zinc dichromate plated.
- Powder coated with chestnut brown color polyester powder coat paint - custom colors available - see page 2.
- Lid security cable limits lid opening.
- Recycling lids available.
- Recycling groups

Options:

- Two coats of gloss acrylic sealer
- Two coats of non-gloss sealer
- Litter doors DR-400 and 600.
- Sidemount ashtrays available for all DR models.
- Lid ashtrays available on DR-400 and DR-600.
- Lid lock with special key.

Choice of Finishes:

- Exposed aggregate (EX finishes)
 - Sandblast (SB finishes)
- See page 16 for more information.

— DR-600 with Two Hinges/30 Gallon Liner —

RECYCLED PLASTIC

Features:

- Heavy duty hinged steel lid.
- Hinge fastens to inside of concrete with four stainless steel screws.
- Lids are zinc dichromate plated for rust resistance, then powder coated with polyester paint.
- Two piece concrete construction RP2000 and RP2800 reinforced and cured properly to assure the highest possible quality.
- Shipped assembled.
- Stainless steel fasteners.
- Slats are 90% recycled HDPE plastic made of recycled milk jugs: does not absorb moisture, rot or splinter, and remains virtually maintenance free - UV stabilized colors.

Options:

- Two coats of gloss or non-gloss sealer - see page 16.
- Lid lock with special key.
- Bottle/Can saver lid (RP-2000 and 2800).
- Can saver/litter combination lid on RP-2800 uses two 21 gallon, 1/2 round plastic liners.
- Recycling signs available.

Standard Finishes



Plastic Lumber Colors



- 1 Cedar (RPL1)
 - 2 Dark Teak (RPL5)
 - 3 Gray (RPL3)
- See page 2 for details.



RP-2000

Item: RP2000
20" Square
Height: 32 1/2"
Weight: 243 lbs.
Includes: 23 gal. plastic liner
Finish Shown: EX1 (Exposed Aggregate Tan Blend Pea Gravel with Cedar RPL1 Color Slats)
Recycled plastic slats :
 (24 -1"x 3"x 24" L) contains approx. 430 one gal. milk jugs.



RP-2800

Item: RP2800
Diameter: 28", **Height:** 32 1/2"
Weight: 310 lbs.
Includes: 31 gallon galvanized metal liner. Optional 32 gallon plastic liner available (please specify when ordering)
Finish Shown: EX1 (Exposed Aggregate Tan Blend Pea Gravel with Cedar RPL1 Color Slats)
Recycled plastic slats :
 (26 -1" x 3" x 24" L) contains approx. 468 one gal. milk jugs.



RP-2844

Item: RP2844
Diameter: 28", **Height:** 43 3/4"
Weight: 258 lbs.
Includes: Gray plastic dome with cable and 44 gal. plastic liner
Finish Shown: EX1 (Exposed Aggregate Tan Blend Pea Gravel with Gray RPL3 Color Slats)
Recycled plastic slats :
 (26 -1"x 3"x 27" L) contains approx. 490 one gal. recycled milk jugs.



RP-2845

Item: RP2845
Diameter: 26", **Height:** 43 3/4"
Weight: 258 lbs.
Includes: Plastic dome with cable and 44 gal. plastic liner. See Page 4 for available D7200 dome colors.
Finish Shown: EX1 (Exposed Aggregate Tan Blend Pea Gravel with Gray RPL3 Color Slats)
Recycled plastic slats:
 (26 -1" x 3" x 27" L) contains approx. 490 one gal. recycled milk jugs.

SD MODEL RECEPTACLES

Features:

- Heavy duty hinged steel doors.
- Zinc dichromate plated.
- Powder coated with chestnut brown color polyester paint - see page 2.
- Security cable limits door opening.
- Door lock standard (keyed alike).

Options:

- Concrete hood.
- Two coats of gloss acrylic sealer.
- Two coats of non-gloss sealer - see page 16.
- Sidemount ashtrays available for all SD models.
- Recycling groups.

Choice of Finishes:

- Exposed aggregate (EX finishes)
- Sandblast (SB finishes)
See page 16 for more information.
- Hood available in SB finishes only

Lid and Door Lock Options:



Triangle Key Lock Item:

LL33335

Triangle Key Item: LK331

Available on most litter and recycling containers. See current price sheet for more information.



T-Handle Door Lock Item:

LL33835

Keys included. See current price sheet for more information.

SD-2026 with 30 gallon liner



Model SD-2026

Item: SD2026

20" x 26"

Height: 35"

Weight: 558 lbs.

Includes: 30 gallon plastic liner

Finish Shown: SB1 (Sandblast Tan Blend Pea Gravel)



Model SD-2026WH

Item: SD20261

20" x 26"

Height: 43 1/2"

Weight: 654 lbs.

Includes: 30 gallon plastic liner

Finish Shown: SB9

SD-2826 with Large Capacity 44 gallon liner



Model SD-2826

Item: SD2826

28" x 26"

Height: 38"

Weight: 767 lbs.

Includes: 44 gallon plastic liner



Model SD-2826WH

Item: SD28261

28" x 26"

Height: 46 1/2"

Weight: 898 lbs.

Includes: 44 gallon plastic liner

Finish Shown: Light Sandblast Special Cocoa Brown Color



Model SD-2826WH

Shown with side door open and 44 gallon plastic liner



Model 2C6HL-2800

Item: RR2C2800

One 8" Diameter Litter Entry
One 8" Diameter Bottle/Can
Beverage Container Entry
Includes two 31 gal. liners.

Finish Shown: SB6 (Sandblast Natural
Gray Color) Shown with special
Cast in place logo.



Model 2C6HL-1813

Item: RR2C1813

One 8" Diameter Litter Entry
One 4" Diameter Bottle/Can
Beverage Container Entry
Includes two 31 gal. liners.

Finish Shown: EX3 (Burgundy
Blend Exposed Aggregate)



2C6HL-2813

Item: RR2C2813

Standard hole configuration:

Two 8" Diameter Entries and One
4" Diameter Bottle/Can Beverage
Container Entry.

Shown with special 2" x 9" newspaper
slot and 4" diameter entry, one 31
gal. liner in center, two 21 gal. 1/2
round liners: one each end.

Finish Shown: SB6 (Sandblast Natural
Gray Color)



Model 2C6HL Front Feed 46106

Item: RR46106

48" L x 26" W x 41" H

Weight: 1170 lbs.

One 4" Sq. Recycling Entry, One 6" x 10"
Litter Entry, One 6" Sq. Recycling entry
Includes: 31 gal. liner and two 21 gal.
half round liners

Finish Shown: EX1 (Exposed Aggregate
Tan Blend Pea Gravel)

2C6HL Features:

- Heavy duty double hinged steel.
- Lid includes two security cables.
- 48" W x 26" L x 32 5/8" H.
- Weight 965 lbs.
- Inside volume 96.34 gallon.
- Cast-in-place recycling logo standard.
- Many recycling combinations possible.
- Customize by changing hole sizes to meet your recycling needs.

2C6HL Options:

- Two coats of gloss or non-gloss sealer - see page 16.
- 2"x 9" newspaper slot .
- 2 1/2" x 7" vinyl decals to designate recycling entries on lid.
- Lid lock.

Choice of Finishes:

- Exposed aggregate (EX finishes)
 - Sandblast (SB finishes)
- See page 16 for more information.



2C6HL-2813 showing liners.



Item: RR392447-2
39" L x 24" W x 47" H
Two 8" Square Entries
Weight: 1160 lbs.
Includes: two 30 gal. plastic liners.
Finish Shown: SB4 (Sandblast Brown Color) SB finishes only



Item: RR392447-3
39" L x 24" W x 47" H
Three 8" Square Entries
Weight: 1160 lbs.
Includes: three 23 gal. plastic liners.
Finish Shown: SB6 (Sandblast Natural Gray Color) SB finishes only



RR392447 Features:

- Heavy duty triple hinged door.
- T-Handle lock with key.
- Three 23 gal. plastic liners or two 30 gal. plastic liners with RR392447-2 model.
- Magnetic door catch.
- Optional metal compartment dividers. SB finishes only.



Item: RR1064-2
 Split liner option.
 Two 14 Gallon liners. One baffle.

Item: RR1064 with Two Way Recycle Dome.
Diameter: 26", **Height:** 41 3/4", **Weight:** 545 lbs.
Includes: 31 gal. liner.
Finish Shown: EX1 (Exposed Aggregate Tan Blend Pea Gravel). Features Blue or Brown Recycle Dome, 2 Recycle Labels Included (one ea. side of dome).



Item: LR2142 Recycle Square: 21". Height: 42 1/2", **Weight:** 560 lbs.
Includes: 23 gallon liner
Finish Shown: C2 (Light Sandblast, Limestone Color). Shown with Optional Recycle Logo Cast in Place and Optional Blue Lid to designate recycling.




Item: RR1065
Diameter: 26".
Height: 41 3/4", **Weight:** 545 lbs.
Includes: 31 gallon liner
Finish Shown: EX2RG (Exposed Aggregate Light Gray Limestone with Recycled Glass) and Brown Dome. Accepts Cans or Bottles.




Item: RR4000
Square: 18"
Height: 40", **Weight:** 431 lbs.
Optional: 23 gallon liner
Finish Shown: EX1 (Exposed Aggregate Tan Blend Pea Gravel). Shown with Optional Recycle Logo Cast in Place, Optional 4" x 1" Recycle Label and Optional Blue Lid to designate recycling.

Green Concrete Finishes Using Recycled Glass



Go Green with EX1RG Concrete
Finish: Exposed Aggregate Tan Blend Pea Gravel with Recycled Glass.



Go Green with EX2RG Concrete
Finish: Exposed Aggregate Light Gray Limestone with Recycled Glass.

Visit dotyconcrete.com to view all available concrete finishes.



Item: RR2844
Diameter: 28", **Height:** 43 3/4"
Weight: 258 lbs.
Includes: 44 gal. liner.
Finish Shown: EX1 (Exposed Aggregate Tan Blend Pea Gravel) with Gray Color Lumber and Gray Dome. Accepts Cans or Bottles. Custom signs available to meet your specifications



Item: RR2845
Diameter: 26", **Height:** 43 3/4"
Weight: 258 lbs.
Includes: 44 gal. liner.
Finish Shown: *Left:* EX2 (Exposed Aggregate Light Gray Limestone) with Cedar Color Lumber and Blue Dome. *Right:* EX1 (Exposed Aggregate Tan Blend Pea Gravel) with Gray Color Lumber and Brown Dome. Accepts Cans or Bottles.



Item: RR2846
Diameter: 28", **Height:** 43 3/4"
Weight: 258 lbs.
Includes: 44 gal. liner.
Finish Shown: *Left:* EX2 (Exposed Aggregate Light Gray Limestone) with Cedar Color Lumber and Brown Dome. *Right:* EX1 (Exposed Aggregate Tan Blend Pea Gravel) with Gray Color Lumber and Blue Dome. Accepts Cans or Bottles.



Recycling Receptacle Group
 (front litter entry) RR4000G
 Shown with optional litter doors and custom signs. Model DR-600 can also be grouped in the same manner.



RR3500 Grouping
 Shown with optional 7" x 10" signs



RR1883 with one 8" hole, one 3" hole. Includes two 21 gal. 1/2 round liners.



RR3501 with Bottle/Can Saver Lid



RR5000 with Bottle/Can Saver Lid

SPECIALTY CONTAINER: HOT COALS CONTAINER



Item: HC2630
Diameter: 26"
Height: 32", **Weight:** 575 lbs.
Includes: Grated steel lid with lid latch, 31 gal. metal liner, and metal backed sign.
Finish Shown: EX1 (Exposed Aggregate Tan Blend Pea Gravel)

Other Recycling Receptacles available. For more information see current price sheet or call 1-800-233-3907.

SIDEMOUNT AND LID ASHTRAYS



Round Sidemount Ashtray

Item: C3000
Diameter: 10"
Height: 6"
Weight: 14 lbs.
Available on Models:
 1830 Dome, 1830 HL,
 6, 6HL, 7, Capital and
 Town Square.
 Shown on Model 1830 HL



Open Top Square Sidemount Ashtray

Item: C3001
7" L x 12" W x 9 1/2" H
Weight: 33 lbs.
Available on Models:
 DR-350, DR-400, DR-500,
 DR-600, SD-2026, SD2826,
 Morrison Models, 8 and 9.
 Shown on Model DR-350



Covered Square Sidemount Ashtray

Item: C3002
7" L x 12" W x 14" H
Weight: 42 lbs.
Available on Models:
 DR-350, DR-400, DR-500,
 DR-600, SD-2026, SD2826,
 Morrison, and Model 9.
 Shown on Model DR-400.



C3003 Sidemount Ashtray

Features Stainless Steel
 Lid and 27 oz. Stainless
 Steel Liner for Easier
 Emptying.
Weight: 30 lbs.
Finish Shown: SB1
 (Sandblast Tan Blend
 Pea Gravel). (shown
 on LNA4060)



Stainless Steel Lid Ashtray

Sizes: 8" Dia. Item: LA6408
 10" Dia. Item: LA6470
Available on Models: 7, 9,
 Town Square, Morrison HL Sidefeed,
 DR-400, and DR-600.
 Shown on a Model 7 Litter
 Receptacle.

LOGOS



Applied Logos can be preprinted, on self adhesive sheeting, or silk screened on metal or special plastics. Features: easy to apply, professional and consistent appearance, large color selection, can be changed if needed or updated. Best for detailed logos*.

Digital artwork must be furnished for Applied and Cast-In-Place logos. Call for more information.



*Applied
 Logo Example



Cast-In-Place Logos are permanently cast into the concrete when the product is made. Logo can be hand painted to specified colors (generally limited to one or two colors).



Contrast Sandblast Logo
 Call for more information.

CIGARETTE URNS



Mini Urn
Item: C3800
12" Dia x 20" H
Weight: 100 lbs.



Model A
Item: C3100
12" Sq x 16" Sq x 24" H
Weight: 305 lbs.



Model B
Item: C3200
16" Sq x 24" H
Weight: 265 lbs.

Model D
Item: C3400
18" Dia x 24" H
Weight: 250 lbs.

Model C
Item: C3300
16" Sq x 32" H
Weight: 357 lbs.

Model E
Item: C3500
18" Dia x 30" H
Weight: 305 lbs.



Capital
Item: C3600
18" Dia x 24" H
Weight: 233 lbs.
SB finishes only

Morrison
Item: C3700
18" Sq x 24" H
Weight: 270 lbs.
SB finishes only

Tall Capital
Item: C3610
18" Dia x 30" H
Weight: 295 lbs
SB finishes only



Mini Morrison Urn
Item: C3710
12" Sq x 24" H
Weight: 150 lbs.
SB finishes only

CIGARETTE BANKS

Holds Thousands of Cigarettes / No Sand Needed / Empty Less Often



Mini Bank
Item: C3850
14" Dia x 24" H
Weight: 128 lbs.



Mini Morrison Bank
Item: C3760
12" Sq x 26 1/2" H
Weight: 177 lbs.
SB finishes only



Model B-Bank
Item: C3250
18" Sq x 29" H
Weight: 326 lbs.

Model D-Bank
Item: C3450
20" Dia x 29" H
Weight: 306 lbs.

Model C-Bank
Item: C3350
18" Sq x 37" H
Weight: 418 lbs.

Model E-Bank
Item: C3550
20" Dia x 35" H
Weight: 361 lbs.



Security chain or cable secures lid to container.



Cast-In-Place "Please Deposit Cigarettes Here" sign standard on all models.



Capital Bank
Item: C3650
18" Dia x 29" H
Weight: 290 lbs.
SB finishes only

Tall Capital Bank
Item: C3660
18" Dia x 35" H
Weight: 355 lbs.
SB finishes only

Morrison Bank
Item: C3750
18" Sq x 29" H
Weight: 330 lbs.
SB finishes only

Cigarette Bank Features:

- Will not blow over in heavy winds like plastic or metal.
- Heavy weight resists vandalism.
- Concrete construction will not burn.
- Many styles available.
- Available in many finishes - see page 16.
- Large capacity metal pails available - 1 gal. for Mini Bank, 3 gal. for other models.

STANDARD EXPOSED AGGREGATE FINISHES



EX1*



EX2*

STANDARD SANDBLAST FINISHES



SB1*



SB6*




SB7*

SPECIAL EXPOSED AGGREGATE FINISHES



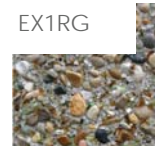
EX3




EX8



EX11



EX1RG



EX2RG

SPECIAL SANDBLAST FINISHES



SB2



SB3




SB4



SB5



SB8



SB9




SB10



SB11



C2

FRENCH
GRAY

KAHLUA



GRAPHITE

EXPOSED AGGREGATE FINISHES

EX1* Tan Blend Pea Gravel

EX2* Light Gray Limestone

EX3 Burgundy Blend Pea Gravel (special finish)

EX8 Black Granite with Black Color (special finish)

EX11 Black Granite Natural Color (special finish)

EX1RG Tan Blend Pea Gravel with Recycled Glass

EX2RG Light Gray Limestone with Recycled Glass

*Standard finish - No Extra Charge

SANDBLAST FINISHES

SB1* Tan Blend Pea Gravel

SB2 Tan Mesa Buff Color (special finish)

SB3 Tan Terra Cotta Color (special finish)

SB4 Brown Color (special finish)

SB5 Brick Red Color (special finish)

SB6* Natural Gray Color

SB7* Light Gray Limestone Natural Color

SB8 Black Granite with Black Color (special finish)

SB9 Beige Color (special finish)

SB10 Sunset Rose Color (special finish)

SB11 Medium Sandblast Black Granite Aggregate Natural Color (special finish)

C2 Light Sandblast, Limestone Color (special finish)

French Gray Light Sandblast, Medium Gray Color


Kahlua Light Sandblast, Dark Brown Color

Graphite Light Sandblast, Dark Charcoal Gray Color

Other finishes are available, call for more info.

*Standard finish - No Extra Charge


SEALERS



ACR1 Gloss

Gloss Acrylic Sealer:

ACR1: Enhances the beauty of the stone, resists salt, chloride and makes graffiti cleanup easier. Gives the stone the "wet look." Two coats applied. A solvent base gloss sealer, used mainly on EX finishes (exposed aggregate), produces deep rich colors in the aggregate. Also available on SB finishes by special order.



ACR2 Non-gloss

Non-Gloss Acrylic Sealer:

ACR2: Water Base Non-gloss sealer. Clear penetrating, non-visible, water repellent sealers can be used when gloss finish is not desired. Two coats applied. Used on EX and SB finishes to provide protection against the elements.



ACR3 Semi-gloss

Semi-Gloss Acrylic Sealer:

ACR3: Water base semi-gloss sealer used on EX and SB finishes (sandblast) to enhance and deepen the color of the finish it is applied.

Due to variations in photographic reproduction colors may not match actual products. Actual sample can be provided upon request.

Doty & Sons Concrete Products, Inc.
Toll Free 1-800-233-3907
dotyconcrete.com

Special Finishes

Special finishes contain pigments, white cement or special aggregate that are transported from out-of-state. Extra charges are based on material, batch size and quantity. Prices are quoted on a per-job basis. Call for more info.

Concrete Stains

Available in a variety of colors, call for more info.

All Doty and Sons products are steel-reinforced.

Reinforcing is positioned at least 1" away from outside surfaces.

Concrete Specifications:

Sand: washed torpedo sand. Stone: 3/8" washed gravel.

Cement: very light gray color 7 to 7 1/2 bags per cubic yard. Water reducers used to increase strength and durability. Chemically entrained air (6-8%) causes concrete to be salt and chloride resistant. Average strength (after 28 days) - 5000 PSI. Concrete cured indoors under plastic cover before exposure to outside air. **Meets ASTM specifications.**